

**a-Si TFT LCD Single Chip Driver with
320RGBx480 Resolution and 262K color**

Preliminary

Application Notes

Version: Preliminary V0.6

Date: Aug. 16st 2011

ILI TECHNOLOGY CORP.

8F., No.38, Taiyuan St., Jhubei City, Hsinchu County 302, Taiwan (R.O.C.)

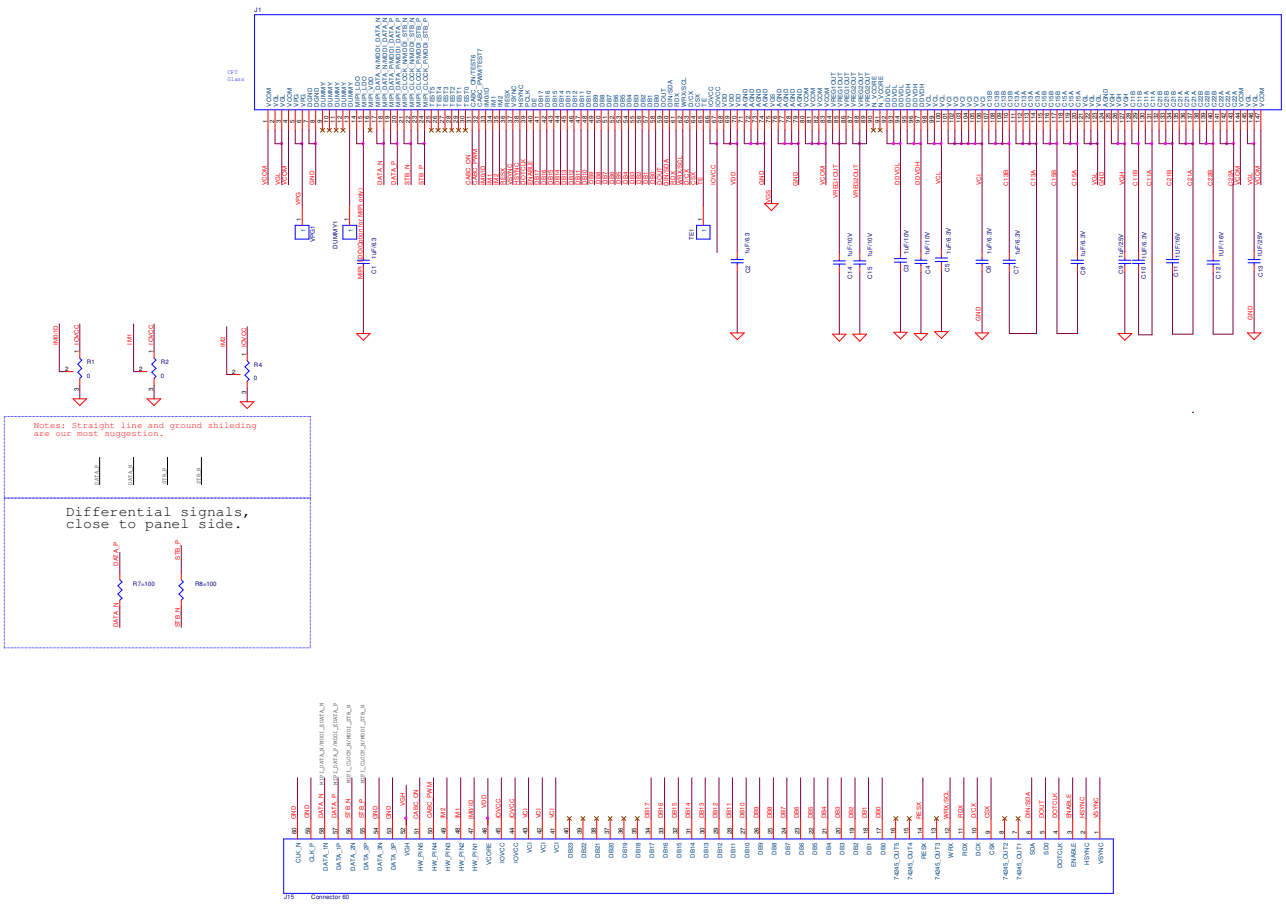
Tel.886-3-5600099; Fax.886-3-5600055

<http://www.ilitek.com>

1. CPT 3.5 INCH PANEL.....	3
1.1. APPLICATION CIRCUIT.....	3
1.2 CPT 3.5 INCH INITIAL CODE.....	4
2. HSD 3.5 inch Panel	7
2.1. application circuit.....	7
2.2 initial code.....	8
3. TM 3.2 inch Panel	11
3.1. application circuit.....	12
3.2 initial code.....	15
4. WTK 3.5 inch Panel.....	16
4.1. application circuit.....	13
4.2 initial ode.....	14
2.REVISION HISTORY.....	19

1. CPT 3.5 Inch Panel

1.1 Application circuit



1.2CPT 3.5 Inch Initial Code

Void ILI9486_CPT_Initial_Code(void)

```
{// VCI=2.8V
//***** Reset LCD Driver *****//
LCD_nRESET = 1;
Delayms(1); // Delay 1ms
LCD_nRESET = 0;
Delayms(10); // Delay 10ms // This delay time is necessary
LCD_nRESET = 1;
Delayms(120); // Delay 120 ms
//***** Start Initial Sequence *****//
LCD_ILI9486_CMD(0XF2);
LCD_ILI9486_INDEX(0x18);
LCD_ILI9486_INDEX(0xA3);
LCD_ILI9486_INDEX(0x12);
LCD_ILI9486_INDEX(0x02);
LCD_ILI9486_INDEX(0XB2);
LCD_ILI9486_INDEX(0x12);
LCD_ILI9486_INDEX(0xFF);
LCD_ILI9486_INDEX(0x10);
LCD_ILI9486_INDEX(0x00);

LCD_ILI9486_CMD(0XF8);
LCD_ILI9486_INDEX(0x21);
LCD_ILI9486_INDEX(0x04);

LCD_ILI9486_CMD(0XF9);
LCD_ILI9486_INDEX(0x00);
LCD_ILI9486_INDEX(0x08);

LCD_ILI9486_CMD(0x36);
LCD_ILI9486_INDEX(0x08);

LCD_ILI9486_CMD(0xB4);
LCD_ILI9486_INDEX(0x00);

LCD_ILI9486_CMD(0xC1);
LCD_ILI9486_INDEX(0x41);
```

The information contained herein is the exclusive property of ILI Technology Corp. and shall not be distributed, reproduced, or disclosed in whole or in part without prior written permission of ILI Technology Corp.

LCD_ILI9486_CMD(0xC5);
LCD_ILI9486_INDEX(0x00);
LCD_ILI9486_INDEX(0x53);
LCD_ILI9486_CMD(0xE0);
LCD_ILI9486_INDEX(0x0F);
LCD_ILI9486_INDEX(0x1B);
LCD_ILI9486_INDEX(0x18);
LCD_ILI9486_INDEX(0x0B);
LCD_ILI9486_INDEX(0x0E);
LCD_ILI9486_INDEX(0x09);
LCD_ILI9486_INDEX(0x47);
LCD_ILI9486_INDEX(0x94);
LCD_ILI9486_INDEX(0x35);
LCD_ILI9486_INDEX(0x0A);
LCD_ILI9486_INDEX(0x13);
LCD_ILI9486_INDEX(0x05);
LCD_ILI9486_INDEX(0x08);
LCD_ILI9486_INDEX(0x03);
LCD_ILI9486_INDEX(0x00);

LCD_ILI9486_CMD(0XE1);
LCD_ILI9486_INDEX(0x0F);
LCD_ILI9486_INDEX(0x3A);
LCD_ILI9486_INDEX(0x37);
LCD_ILI9486_INDEX(0x0B);
LCD_ILI9486_INDEX(0x0C);
LCD_ILI9486_INDEX(0x05);
LCD_ILI9486_INDEX(0x4A);
LCD_ILI9486_INDEX(0x24);
LCD_ILI9486_INDEX(0x39);
LCD_ILI9486_INDEX(0x07);
LCD_ILI9486_INDEX(0x10);
LCD_ILI9486_INDEX(0x04);
LCD_ILI9486_INDEX(0x27);
LCD_ILI9486_INDEX(0x25);
LCD_ILI9486_INDEX(0x00);

LCD_ILI9486_CMD(0x11);

```
Delaysms(120);  
LCD_ILI9486_CMD(0x29);  
}
```

Void ILI9486_EnterSleep_Code(void)

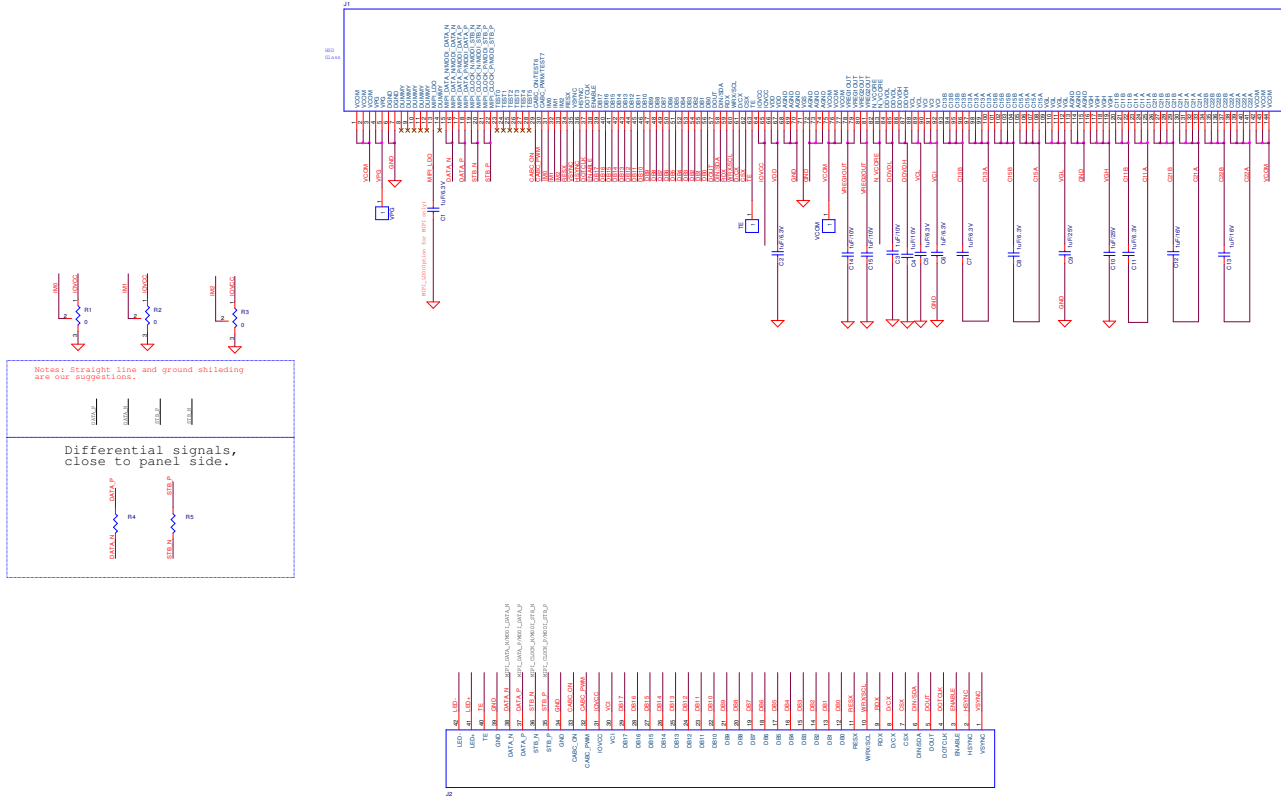
```
{  
LCD_ILI9486_CMD(0x28)  
Delaysms(10);  
LCD_ILI9486_CMD(0x10); // Set_address_mode  
Delaysms(120);  
}
```

Void ILI9486_ExitSleep_Code(void)

```
{  
LCD_ILI9486_CMD(0x11); // Set_address_mode  
Delaysms(120);  
LCD_ILI9486_CMD(0x29)  
}
```

2.HSD

2.1 HSD 3.5 INCH FPC



2.2 HSD 3.5 Inch Initial Code

```
Void ILI9486_HSD_Initial_Code(void)
```

```
{// VCI=2.8V
//***** Reset LCD Driver *****//
LCD_nRESET = 1;
Delaysms(1); // Delay 1ms
LCD_nRESET = 0;
Delaysms(10); // Delay 10ms // This delay time is necessary
LCD_nRESET = 1;
Delaysms(120); // Delay 120 ms

//***** Start Initial Sequence *****//
LCD_ILI9486_CMD(0XF2);
LCD_ILI9486_INDEX(0x18);
LCD_ILI9486_INDEX(0xA3);
LCD_ILI9486_INDEX(0x12);
LCD_ILI9486_INDEX(0x02);
LCD_ILI9486_INDEX(0XB2);
LCD_ILI9486_INDEX(0x12);
LCD_ILI9486_INDEX(0xFF);
LCD_ILI9486_INDEX(0x10);
LCD_ILI9486_INDEX(0x00);

LCD_ILI9486_CMD(0XF8);
LCD_ILI9486_INDEX(0x21);
LCD_ILI9486_INDEX(0x04);

LCD_ILI9486_CMD(0XF9);
LCD_ILI9486_INDEX(0x00);
LCD_ILI9486_INDEX(0x08);

LCD_ILI9486_CMD(0x36);
LCD_ILI9486_INDEX(0x08);

LCD_ILI9486_CMD(0xB4);
LCD_ILI9486_INDEX(0x00);

LCD_ILI9486_CMD(0xB6);
LCD_ILI9486_INDEX(0x02);
```

The information contained herein is the exclusive property of ILI Technology Corp. and shall not be distributed, reproduced, or disclosed in whole or in part without prior written permission of ILI Technology Corp.

LCD_ILI9486_INDEX(0x22);

LCD_ILI9486_CMD(0xC1);
LCD_ILI9486_INDEX(0x41);

LCD_ILI9486_CMD(0xC5);
LCD_ILI9486_INDEX(0x00);
LCD_ILI9486_INDEX(0x18);

LCD_ILI9486_CMD(0xE0);
LCD_ILI9486_INDEX(0x0F);
LCD_ILI9486_INDEX(0x1F);
LCD_ILI9486_INDEX(0x1C);
LCD_ILI9486_INDEX(0x0C);
LCD_ILI9486_INDEX(0x0F);
LCD_ILI9486_INDEX(0x08);
LCD_ILI9486_INDEX(0x48);
LCD_ILI9486_INDEX(0x98);
LCD_ILI9486_INDEX(0x37);
LCD_ILI9486_INDEX(0x0A);
LCD_ILI9486_INDEX(0x13);
LCD_ILI9486_INDEX(0x04);
LCD_ILI9486_INDEX(0x11);
LCD_ILI9486_INDEX(0x0D);
LCD_ILI9486_INDEX(0x00);

LCD_ILI9486_CMD(0xE1);
LCD_ILI9486_INDEX(0x0F);
LCD_ILI9486_INDEX(0x32);
LCD_ILI9486_INDEX(0x2E);
LCD_ILI9486_INDEX(0x0B);
LCD_ILI9486_INDEX(0x0D);
LCD_ILI9486_INDEX(0x05);
LCD_ILI9486_INDEX(0x47);
LCD_ILI9486_INDEX(0x75);
LCD_ILI9486_INDEX(0x37);
LCD_ILI9486_INDEX(0x06);
LCD_ILI9486_INDEX(0x10);
LCD_ILI9486_INDEX(0x03);

```
LCD_ILI9486_INDEX(0x24);  
LCD_ILI9486_INDEX(0x20);  
LCD_ILI9486_INDEX(0x00);
```

```
LCD_ILI9486_CMD(0x11);  
Delaysms(120);  
LCD_ILI9486_CMD(0x29);  
}
```

Void ILI9486_EnterSleep_Code(void)

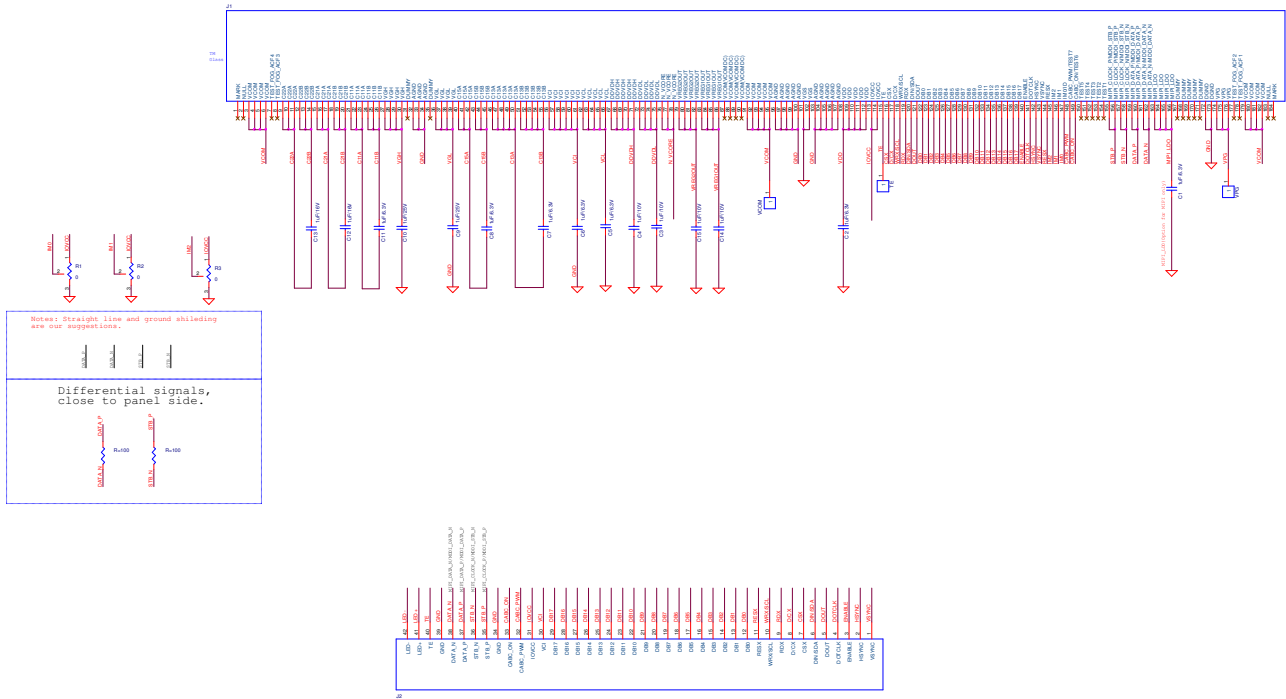
```
{  
LCD_ILI9486_CMD(0x28)  
Delaysms(10);  
LCD_ILI9486_CMD(0x10);  
Delaysms(120);  
}
```

Void ILI9486_ExitSleep_Code(void)

```
{  
LCD_ILI9486_CMD(0x11);  
Delaysms(120);  
LCD_ILI9486_CMD(0x29)  
}
```

3.TM Panel

3.1TM 3.2 INCH FPC Circuit



3.2 TM 3.2 Inch Initial Code

Void ILI9486_TM_Initial_Code(void)

```
{// VCI=2.8V
//***** Reset LCD Driver *****//
LCD_nRESET = 1;
Delayms(1); // Delay 1ms
LCD_nRESET = 0;
Delayms(10); // Delay 10ms // This delay time is necessary
LCD_nRESET = 1;
Delayms(120); // Delay 120 ms

//***** Start Initial Sequence *****//
LCD_ILI9486_CMD(0XF2);
LCD_ILI9486_INDEX(0x18);
LCD_ILI9486_INDEX(0xA3);
LCD_ILI9486_INDEX(0x12);
LCD_ILI9486_INDEX(0x02);
LCD_ILI9486_INDEX(0XB2);
LCD_ILI9486_INDEX(0x12);
LCD_ILI9486_INDEX(0xFF);
LCD_ILI9486_INDEX(0x10);
LCD_ILI9486_INDEX(0x00);

LCD_ILI9486_CMD(0XF8);
LCD_ILI9486_INDEX(0x21);
LCD_ILI9486_INDEX(0x04);

LCD_ILI9486_CMD(0XF9);
LCD_ILI9486_INDEX(0x00);
LCD_ILI9486_INDEX(0x08);

LCD_ILI9486_CMD(0x36);
LCD_ILI9486_INDEX(0x08);

LCD_ILI9486_CMD(0xB4);
LCD_ILI9486_INDEX(0x00);

LCD_ILI9486_CMD(0xB6);
```

```
LCD_ILI9486_CMD(0xB6);
```

The information contained herein is the exclusive property of ILI Technology Corp. and shall not be distributed, reproduced, or disclosed in whole or in part without prior written permission of ILI Technology Corp.

LCD_ILI9486_INDEX(0x02);

LCD_ILI9486_INDEX(0x22);

LCD_ILI9486_CMD(0xC1);

LCD_ILI9486_INDEX(0x41);

LCD_ILI9486_CMD(0xC5);

LCD_ILI9486_INDEX(0x00);

LCD_ILI9486_INDEX(0x55);

LCD_ILI9486_CMD(0xE0);

LCD_ILI9486_INDEX(0x0F);

LCD_ILI9486_INDEX(0x21);

LCD_ILI9486_INDEX(0x1C);

LCD_ILI9486_INDEX(0x0B);

LCD_ILI9486_INDEX(0x0E);

LCD_ILI9486_INDEX(0x08);

LCD_ILI9486_INDEX(0x49);

LCD_ILI9486_INDEX(0x98);

LCD_ILI9486_INDEX(0x38);

LCD_ILI9486_INDEX(0x09);

LCD_ILI9486_INDEX(0x11);

LCD_ILI9486_INDEX(0x03);

LCD_ILI9486_INDEX(0x14);

LCD_ILI9486_INDEX(0x10);

LCD_ILI9486_INDEX(0x00);

LCD_ILI9486_CMD(0xE1);

LCD_ILI9486_INDEX(0x0F);

LCD_ILI9486_INDEX(0x2F);

LCD_ILI9486_INDEX(0x2B);

LCD_ILI9486_INDEX(0x0C);

LCD_ILI9486_INDEX(0x0E);

LCD_ILI9486_INDEX(0x06);

LCD_ILI9486_INDEX(0x47);

LCD_ILI9486_INDEX(0x76);

LCD_ILI9486_INDEX(0x37);

LCD_ILI9486_INDEX(0x07);

```
LCD_ILI9486_INDEX(0x11);  
LCD_ILI9486_INDEX(0x04);  
LCD_ILI9486_INDEX(0x23);  
LCD_ILI9486_INDEX(0x1E);  
LCD_ILI9486_INDEX(0x00);
```

```
LCD_ILI9486_CMD(0x11);  
Delaysms(120);  
LCD_ILI9486_CMD(0x29);  
}
```

Void ILI9486_EnterSleep_Code(void)

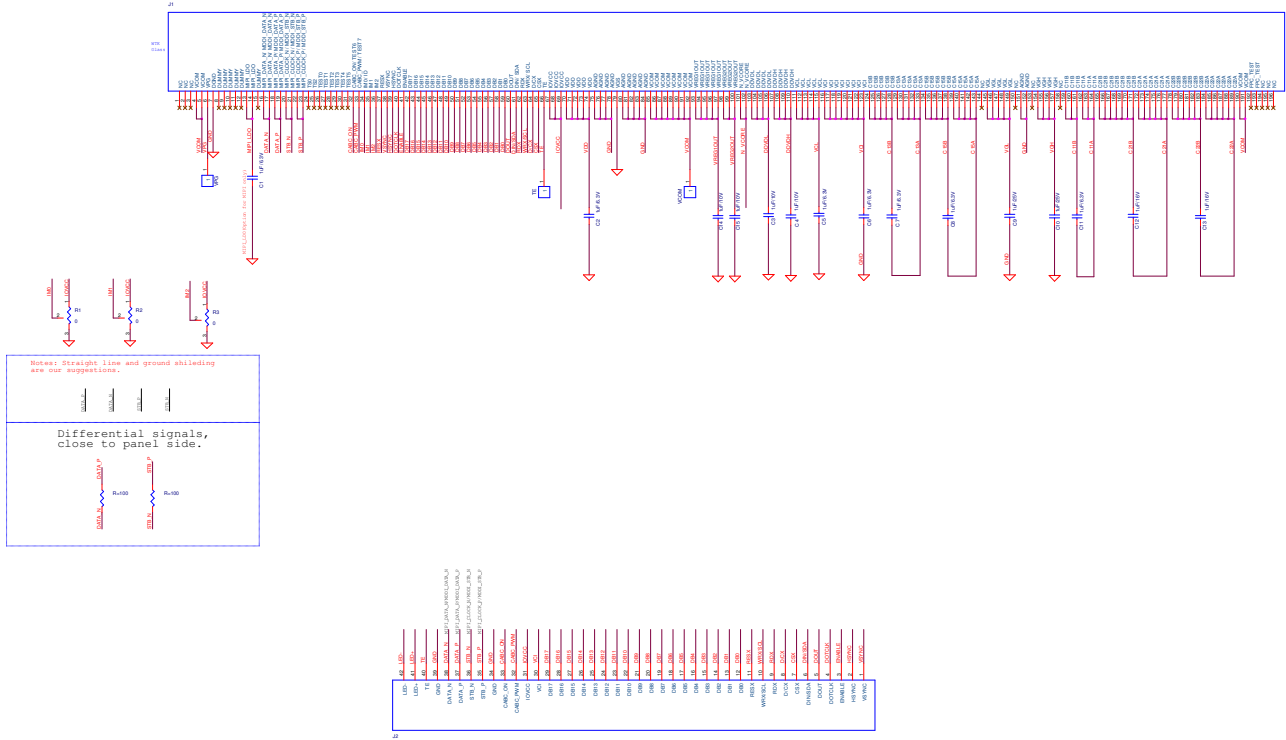
```
{  
LCD_ILI9486_CMD(0x28)  
Delaysms(10);  
LCD_ILI9486_CMD(0x10);  
Delaysms(120);  
}
```

Void ILI9486_ExitSleep_Code(void)

```
{  
LCD_ILI9486_CMD(0x11);  
Delaysms(120);  
LCD_ILI9486_CMD(0x29)  
}
```

4 WTK 3.5 PANEL

4.1 FPC CIRCUIT



4.2 WTK 3.5 Inch Initial Code

Void ILI9486_WTK_Initial_Code(void)

```
{// VCI=2.8V
//***** Reset LCD Driver *****//
LCD_nRESET = 1;
Delaysms(1); // Delay 1ms
LCD_nRESET = 0;
Delaysms(10); // Delay 10ms // This delay time is necessary
LCD_nRESET = 1;
Delaysms(120); // Delay 120 ms

//***** Start Initial Sequence *****//
LCD_ILI9486_CMD(0XF2);
LCD_ILI9486_INDEX(0x18);
LCD_ILI9486_INDEX(0xA3);
LCD_ILI9486_INDEX(0x12);
LCD_ILI9486_INDEX(0x02);
LCD_ILI9486_INDEX(0XB2);
LCD_ILI9486_INDEX(0x12);
LCD_ILI9486_INDEX(0xFF);
LCD_ILI9486_INDEX(0x10);
LCD_ILI9486_INDEX(0x00);

LCD_ILI9486_CMD(0XF8);
LCD_ILI9486_INDEX(0x21);
LCD_ILI9486_INDEX(0x04);

LCD_ILI9486_CMD(0XF9);
LCD_ILI9486_INDEX(0x00);
LCD_ILI9486_INDEX(0x08);

LCD_ILI9486_CMD(0x21);

LCD_ILI9486_CMD(0x36);
LCD_ILI9486_INDEX(0x08);

LCD_ILI9486_CMD(0xB4);
LCD_ILI9486_INDEX(0x00);
```


LCD_ILI9486_CMD(0xB6);
LCD_ILI9486_INDEX(0x02);
LCD_ILI9486_INDEX(0x22);

LCD_ILI9486_CMD(0xC1);
LCD_ILI9486_INDEX(0x41);

LCD_ILI9486_CMD(0xC5);
LCD_ILI9486_INDEX(0x00);
LCD_ILI9486_INDEX(0x53);

LCD_ILI9486_CMD(0xE0);
LCD_ILI9486_INDEX(0x0F);
LCD_ILI9486_INDEX(0x10);
LCD_ILI9486_INDEX(0x08);
LCD_ILI9486_INDEX(0x05);
LCD_ILI9486_INDEX(0x09);
LCD_ILI9486_INDEX(0x05);
LCD_ILI9486_INDEX(0x37);
LCD_ILI9486_INDEX(0x98);
LCD_ILI9486_INDEX(0x26);
LCD_ILI9486_INDEX(0x07);
LCD_ILI9486_INDEX(0x0F);
LCD_ILI9486_INDEX(0x02);
LCD_ILI9486_INDEX(0x09);
LCD_ILI9486_INDEX(0x07);
LCD_ILI9486_INDEX(0x00);

LCD_ILI9486_CMD(0xE1);
LCD_ILI9486_INDEX(0x0F);
LCD_ILI9486_INDEX(0x38);
LCD_ILI9486_INDEX(0x36);
LCD_ILI9486_INDEX(0x0D);
LCD_ILI9486_INDEX(0x10);
LCD_ILI9486_INDEX(0x08);
LCD_ILI9486_INDEX(0x59);
LCD_ILI9486_INDEX(0x76);
LCD_ILI9486_INDEX(0x48);
LCD_ILI9486_INDEX(0x0A);
LCD_ILI9486_INDEX(0x16);

```
LCD_ILI9486_INDEX(0x0A);  
LCD_ILI9486_INDEX(0x37);  
LCD_ILI9486_INDEX(0x2F);  
LCD_ILI9486_INDEX(0x00);
```

```
LCD_ILI9486_CMD(0x11);  
Delaysms(120);  
LCD_ILI9486_CMD(0x29);  
}
```

Void ILI9486_EnterSleep_Code(void)

```
{  
LCD_ILI9486_CMD(0x28)  
Delaysms(10);  
LCD_ILI9486_CMD(0x10);  
Delaysms(120);  
}
```

Void ILI9486_ExitSleep_Code(void)

```
{  
LCD_ILI9486_CMD(0x11);  
Delaysms(120);  
LCD_ILI9486_CMD(0x29)  
}
```

2.Revision History

Revision History

Version No.	Date	Page	Description
V0.1	2011/02/23		New creation
V0.2	2011/03/02		Add external component spec.
V0.3	2011/06/02		Add WTK TM HSD FPC and initial code
V0.4	2011/07/01		Add Vreg1out and Vreg2out capacitor
V0.5	2011/07/07		Suggest set to column inversion
V0.6	2011/08/16		Add F9 register for SRAM timing adjuster